



SV/SVS Series

BUTTERFLY VALVES



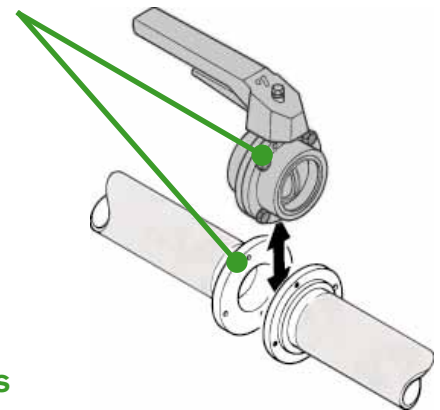
Whether you need manually or pneumatically controlled butterfly valves for pipeline installation or preassembled valve manifolds, the DELTA SV/SVS series from SPX is the answer. A robust and reliable shut-off element with a long service life.

Butterfly Valves offer great durability, economy and ease of use for a wide range of applications. Easy to install and maintain, butterfly valves close under pressure to form a leak-tight seal, plus have the ability to throttle flow with a positioner.

Butterfly Valves

PRODUCT FEATURES AND BENEFITS

- Product passages are smooth and the special seals ensure a thorough cleaning
- Unique metallic stop prevents the valve flanges from being tightened too much and protects the valve seal from mechanical over stress thus improving seal life
- One actuator covers all diameters from 1" (25mm) - 4" (100mm)
- Sliding bearings on the pivots of the discs increase operating reliability
- Visual indication of open/closed position
- SVS1F intermediate flange design allows simple removal and easy access of valves that are in lengthy or fixed pipelines



PRODUCT SPECIFICATIONS

Materials:

Disc and Body:

- 316L stainless steel with sanitary finish

Seal:

- EPDM, HNBR, FPM, VMO

Finish:

- ≤ 32 Ra ($\leq 0.8\mu$) - *Other finishes available upon request*

Sizes:

SV1

- 1" - 4" O.D. Tube
- DN25-100

SVS1F

- 1" - 4" O.D. Tube
- 1" - 6" Sched 5
- DN25-250

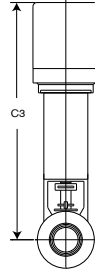
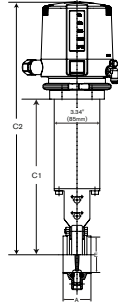
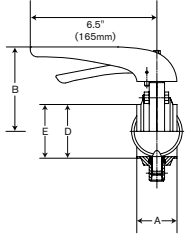
Pressure Ratings:

Operating Pressure: Maximum line and control air pressure 145 psi (10 bar)

Temperature Ratings:

- EPDM, HNBR - 275°F (135°C), short time - 284°F (140°C)
- VMO - 212°F (100°C)
- FPM (not to be used for hot water) - 212°F (100°C)

DIMENSIONS SV1 VALVES



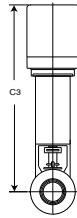
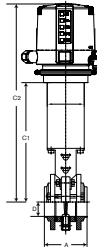
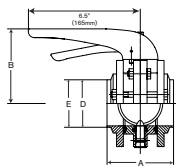
TUBE SIZES

VALVE SIZE inch (mm)	A		E [O.D.]	D [I.D.]	B	C1 [no CT]	C2 [CU4 CT]	C3 [WCB CT]
	WELD	S-LINE						
1.00 (25,0)	2.04 (51,0)	3.15 (80,0)	1.00 (25,0)	0.87 (22,6)	3.46 (88,0)	10.68 (271,0)	17.77 (451,5)	17.50 (444,0)
1.50 (38,0)	2.04 (51,0)	3.15 (80,0)	1.50 (38,0)	1.37 (34,6)	3.78 (96,0)	11.00 (280,0)	18.11 (460,0)	17.80 (452,0)
2.00 (50,0)	2.04 (51,0)	3.15 (80,0)	2.00 (51,0)	1.87 (47,8)	4.01 (102,0)	11.22 (285,0)	18.30 (465,0)	18.10 (459,0)
2.50 (63,0)	2.06 (52,4)	3.15 (80,0)	2.50 (63,5)	2.37 (60,3)	4.33 (110,0)	11.53 (293,0)	18.64 (473,5)	18.38 (467,0)
3.00 (76,0)	2.06 (52,4)	3.15 (80,0)	3.00 (76,1)	2.87 (72,9)	4.44 (113,0)	11.69 (297,0)	18.77 (477,0)	18.50 (471,0)
4.00 (101,0)	2.06 (52,4)	3.15 (80,0)	4.00 (101,6)	3.83 (97,6)	5.00 (127,0)	12.24 (311,0)	19.33 (491,0)	19.10 (485,0)

DN SIZES

VALVE SIZE mm (inch)	A		E [O.D.]	D [I.D.]	B	C1 [no CT]	C2 [CU4 CT]	C3 [WCB CT]
	WELD	S-LINE						
25,0 (1.00)	52,0 (2.04)	70,0 (2.75)	29,0 (1.14)	26,0 (1.02)	87,0 (3.42)	271,0 (10.68)	451,5 (17.77)	444,0 (17.50)
40,0 (1.60)	52,0 (2.04)	70,0 (2.75)	41,0 (1.61)	38,0 (1.49)	96,0 (3.78)	280,0 (11.00)	460,0 (18.11)	452,0 (17.80)
50,0 (2.00)	52,0 (2.04)	70,0 (2.75)	53,0 (2.08)	50,0 (1.96)	102,0 (4.01)	286,0 (11.25)	465,0 (18.30)	459,0 (18.10)
65,0 (2.55)	52,4 (2.06)	70,0 (2.75)	70,0 (2.75)	66,0 (2.59)	110,0 (4.33)	294,0 (11.57)	473,5 (18.64)	467,0 (18.38)
80,0 (3.15)	52,4 (2.06)	70,0 (2.75)	85,0 (3.34)	81,0 (3.18)	117,0 (4.60)	302,0 (11.88)	481,0 (18.93)	471,0 (18.50)
100,0 (3.93)	52,4 (2.06)	70,0 (2.75)	104,0 (4.09)	100,0 (3.93)	127,0 (5.00)	312,0 (12.28)	491,0 (18.93)	485,0 (19.10)

SVS1F VALVES



TUBE SIZES

VALVE SIZE inch (mm)	A	E [O.D.]	D [I.D.]	B	C1 [no CT]	C2 [CU4 CT]	C3 [WCB CT]
1.00 (25,0)	3.85 (98,0)	1.00 (25,0)	0.87 (22,0)	3.42 (87,0)	10.60 (269,0)	17.77 (451,5)	17.50 (444,0)
1.50 (38,0)	3.85 (98,0)	1.50 (38,0)	1.37 (34,0)	3.78 (96,0)	10.95 (278,0)	10.94 (278,0)	17.80 (452,0)
2.00 (50,0)	3.85 (98,0)	2.00 (51,0)	1.87 (47,0)	4.01 (102,0)	11.18 (284,0)	11.18 (284,0)	18.10 (459,0)
2.50 (63,0)	3.85 (98,0)	2.50 (63,5)	2.37 (60,0)	4.33 (110,0)	11.45 (291,0)	18.64 (473,5)	18.38 (467,0)
3.00 (76,0)	3.85 (98,0)	3.00 (76,1)	2.87 (72,0)	4.44 (113,0)	11.73 (298,0)	11.87 (301,0)	18.50 (471,0)
4.00 (101,0)	3.85 (98,0)	4.00 (101,6)	3.83 (97,0)	5.00 (127,0)	12.20 (310,0)	12.18 (309,0)	19.10 (485,0)

DN SIZES

VALVE SIZE mm (inch)	A	E [O.D.]	D [I.D.]	B	C1 [no CT]	C2 [CU4 CT]	C3 [WCB CT]
25,0 (1.00)	98,0 (3.85)	29,0 (1.14)	26,0 (1.02)	87,0 (3.42)	271,0 (10.68)	451,5 (17.77)	444,0 (17.50)
40,0 (1.60)	98,0 (3.85)	41,0 (1.61)	38,0 (1.49)	96,0 (3.78)	280,0 (11.00)	280,0 (11.02)	452,0 (17.80)
50,0 (2.00)	98,0 (3.85)	53,0 (2.08)	50,0 (1.96)	102,0 (4.01)	286,0 (11.25)	286,0 (11.26)	459,0 (18.10)
65,0 (2.55)	98,0 (3.85)	70,0 (2.75)	66,0 (2.59)	110,0 (4.33)	294,0 (11.57)	473,5 (18.64)	467,0 (18.38)
80,0 (3.15)	98,0 (3.85)	85,0 (3.34)	81,0 (3.18)	117,0 (4.60)	301,5 (11.87)	301,5 (11.87)	471,0 (18.50)
100,0 (3.93)	98,0 (3.85)	104,0 (4.09)	100,0 (3.93)	127,0 (5.00)	312,0 (12.28)	311,5 (12.26)	485,0 (19.10)
125,0 (4.92)	108,0 (4.25)	129,0 (5.07)	125,0 (4.92)	181,0 (7.12)	491,0 (19.33)	643,0 (25.31)	664,0 (26.14)
150,0 (5.90)	108,0 (4.25)	154,0 (6.06)	150,0 (5.90)	194,3 (7.63)	505,0 (19.88)	657,0 (25.86)	678,0 (26.69)
200,0 (7.87)	107,0 (4.21)	204,4 (8.04)	200,0 (7.87)	222,2 (8.74)	573,0 (22.55)	723,0 (28.46)	746,0 (29.37)
250,0 (9.84)	107,0 (4.21)	254,4 (10.01)	250,0 (9.84)	250,4 (9.84)	602,0 (23.70)	751,0 (29.56)	775,0 (30.51)

Typical product applications

Food & Beverage

Dairy
Beverage
Brewery
Clean in Place
Personal Care



Industrial

Chemical





Options and Accessories:

Control Tops - APV



Connector Options

- S/O Cord Grip for hard wire (std)
- Quick Disconnect Pin Connectors
- Interface Options
- AS-i Field® Bus Card
- Profibus and DeviceNet (CU3)

Control Tops - WCB



Connector Options

- S/O Cord Grip for hard wire (std)
- Quick Disconnect Pin Connectors

Interface Options

- AS-i Field® Bus Card
- DeviceNet® Field Bus Network Card

Position Indication

- 2 internal feedback sensor switches for valve open/valve closed position detection

Solenoid Valves

- 24V DC
- Select 1 Solenoid or Solenoid with NOT-Element (Air/Air)

Features

- NEMA 6 (IP67)

Position Indication

- Set and Forget programmable linear switch
- Inductive Proximity Switches - 20-140V AC/DC, 2-Wire (Std)
- Microswitches 24VDC, 110VAC
- Intrinsically safe options 5-24VDC
- Externally mounted options

Solenoid Valves

- 24V DC or 110V AC
- Select 1, 2 or 3 Solenoids
- Intrinsically safe option 24V DC

Features:

- NEMA 4x (IP56)
- Stainless Steel Control Top Option

Proximity Switch Only

- Available with manual handle and pneumatic actuators
- Yoke mounted 10-30 VDC prox sensors with LED
- Feedback for valve open/valve closed position detection



Electropneumatic Positioner

- 4-20mA feedback signal
- Throttle/Control flow
- LCD display and simple set-up
- Optional DeviceNet, Profibus or As-i Communication



Global locations

AMERICAS

SPX FLOW TECHNOLOGY

611 Sugar Creek Road
 Delavan, WI 53115
 Phone: +1 (262) 728-1900
 Fax: +1 (262) 728-4904
 E-mail: ft.amer.info@spx.com

APAC

SPX FLOW TECHNOLOGY

No.666 FengJin Road, XiDu
 Industrial Park
 Feng Xian District
 ShangHai 201401
 PR China
 Phone: +86 21 6715 8181
 Fax: +86 21 6715 8282

EMEA

SPX FLOW TECHNOLOGY

Zeichenstrasse 49
 Unna D-59425
 Phone: +49 (0) 2303 108 0
 Fax: +49 (0) 2303 108 210

SPX reserves the right to incorporate our latest design and material changes without notice or obligation.

Design features, materials of construction and dimensional data, as described in this bulletin, are provided for your information only and should not be relied upon unless confirmed in writing. Please contact your local sales representative for product availability in your region. For more information visit www.spx.com.

The green ">" is a trademark of SPX Corporation, Inc.