




IMPORTANT START UP INSTRUCTIONS

FOR

PCS-3000-MA

Proofer Control System

Thank you for purchasing Cooke's PCS-3000-MA proofer control system for controlling motor actuated or pneumatic valves. Please follow the instructions below when installing and starting our system for the first time.

1. Mount the PCS control system and the V-2001-ST temperature / humidity transmitter and wire the outputs to your control valves. Refer to pages 4-7 of our instruction manual to detailed instructions for mounting and wiring.
2. Unlock the temperature and humidity controllers to gain access to all programming parameters as described on page 8 of our manual.
3. Enter the setpoint value for temperature and humidity that you wish to control your proof box as described on page 8 of our manual.
4. If all outputs are wired and you are ready to begin controlling the temperature and humidity in your proof box, turn on the "AutoTune" parameter on both the temperature and humidity controllers. Refer to page 14 (temperature) and page 16 (humidity) of our manual for detailed instructions for accessing the AutoTune parameter. Use the  or  arrow keys to select "ON" and make sure you press the  button to store the parameter. The amber "AT" LED on the controller will illuminate / flash indicating AutoTuning is ON. The controllers will begin operating your valves and measuring how your process reacts to the opening and closing of your valves. It is not uncommon for the process value to oscillate around the setpoint several times before automatically turning off AutoTune and assigning / locking in the PID parameters for proper control of your proof box.
5. After AutoTuning is complete, the amber "AT" LED will turn off. You should not need to tune the controllers again, but you can if you feel it is necessary.

If you experience any problems tuning our system, feel free to call us. We are here to help.

W. H. Cooke & Co., Inc.
6868 York Rd
Hanover, PA 17331
<http://www.whcooke.com>
sales@whcooke.com
Ph: 717-630-2222
F: 717-637-9999